

The Lumbergh.

Locally
Made



Spec Sheet

Five
At
Heart

Official Patent and Design Numbers (either pending or granted)
Australian design no. 202015490

The new corner office with generous storage.



**Five
At
Heart**

The Lumbergh.



Material

Laminated MDF door (AUS: E0 MR)
(with extensive colour range)

White particleboard carcass (AUS: E1 MR)

Moisture resistant base with black finish

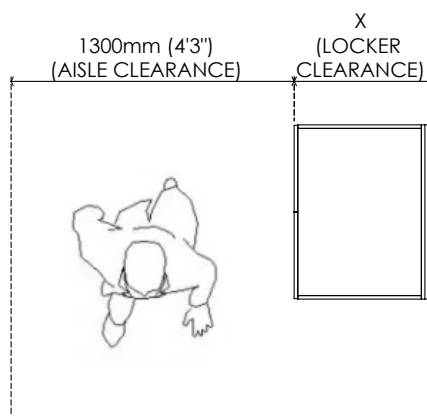
Specification

(X) locker clearance - 600mm (2') plus a 30mm (1") void for wiring

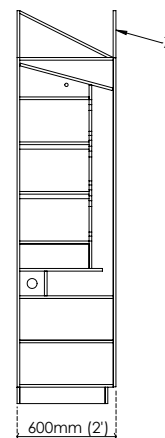
(Z) Bulk head or 30 degree slope top
(Optional)

Powerpoint and USB charging points -
Electrician to install and wire onsite (done
by others)

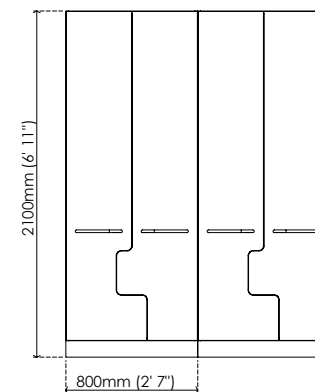
TOP VIEW



SIDE VIEW



FRONT VIEW



Lumbergh Warranty and Technical Data

Warranty Information

Five At Heart products come with a standard 7 year warranty, effective from the handover date.

For the Warranty period, we warrant that the equipment (and any materials) we supply will comply with the relevant standards at the date of installation.

This warranty is limited and may be excluded in part or in full in light of user damage or failure to install to Five At Heart specification.

We recommend a monthly visual inspection for signs of damage or need for cleaning.

Contact Five At Heart in the event of product damage.

Disclaimer

Images may differ from actual product and specifications may change without prior notice.

AUS, UK, CAN: manufactured to metric dimensions.

USA: manufactured to imperial dimensions.

Power Requirements

Unit requires connecting to standard AC power supply for powerpoint and USB to function. Cut outs in joinery and powerpoint supplied. An electrician will need to install and wire onsite (done by others).

Maintenance Requirements

If any moving parts appear to be malfunctioning, discontinue use and contact Five At Heart.

Installation Requirements

Lockers/auxiliary units require a minimum of 16mm (5/8") at the end of each nib wall for filler panels and 50mm (2") for corner fillers.

Cleaning

For general care and maintenance, simply wipe away most spills or marks with a damp cloth, or wipe clean with a non abrasive household cleaner.

Do not submerge product at any point.

Avoid scourers and abrasives, as they will damage the surface.

Do not use waxes or polishing products as they dull the natural shine.

Appliances

Refer to Original Equipment Manufacturer (OEM) for warranty and technical data.

Five At Heart



Creating
spaces
for however
you Roll...



fiveatheart.com

Australia

North America

Europe

(+61) 1300 769 332 or au_info@fiveatheart.com

(+1) 888 218 3433 or na_info@fiveatheart.com

+44 (0)20 3137 1966 or eu_info@fiveatheart.com