


Easy Rider.



Spec Sheet



A locker specifically designed for the bike room.



Five
At
Heart

The logo for "Five At Heart" features the text "Five At Heart" in a bold, black, sans-serif font. To the right of the text is a stylized heart shape composed of a black circle with five red lines radiating from its center, resembling a star or a pulse.

Easy Rider.



TOP VIEW

SIDE VIEW

FRONT VIEW

Material

Laminated MDF door (AUS: E0 MR)
(with extensive colour range)

White particleboard carcass (AUS: E1 MR)

Moisture resistant base with black finish

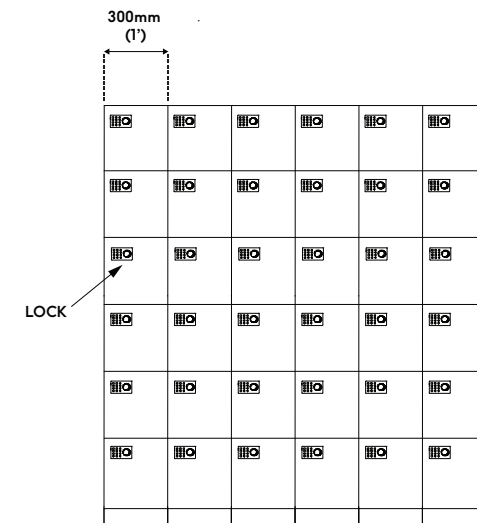
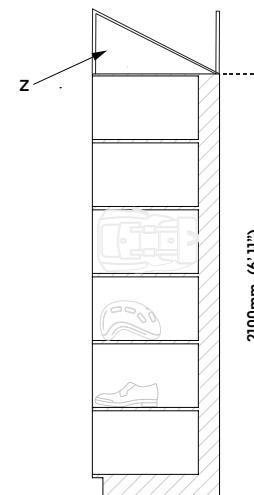
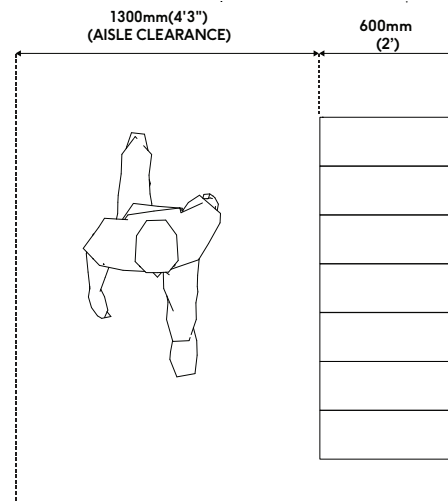
Features

Single powerpoint with 2 USB outlets per compartment supplied - Electrician needs to install and wire onsite (done by others)

Specification

(Z) Bulk head or 30 degree slope top
(Optional)

Choice of locking system



Easy Rider Warranty and Technical Data

Warranty Information

Five At Heart's Easy Rider comes with a standard 7 year warranty, effective from the handover date.

For the warranty period, we warrant that the equipment (and any materials) we supply will comply with the relevant standards at the date of installation.

This warranty is limited and may be excluded in part or in full in light of user damage or failure to install to Five At Heart specification.

We recommend a monthly visual inspection for signs of damage or need for cleaning.

Contact Five At Heart in the event of product damage.

Disclaimer

Images may differ from actual product and specifications may change without prior notice.

AUS, UK, CAN: manufactured to metric dimensions.

USA: manufactured to imperial dimensions.

Power Requirements

Unit requires connecting to standard AC power supply for powerpoint and USB to function. Cut outs in joinery and powerpoint supplied. But an electrician will need to install and wire onsite (done by others).

Fig 1 shows the electrical rough in detail for powerpoints.

Installation Requirements

Lockers/auxiliary units require a minimum of 16mm (5/8") at the end of each nib wall for filler panels and 50mm (2") for corner fillers.

Maintenance Requirements

If any moving parts appear to be malfunctioning, discontinue use and contact Five At Heart.

Cleaning

For general care and maintenance, simply wipe away most spills or marks with a damp cloth, or wipe clean with non abrasive household cleaner.

Do not submerge product at any point.

Avoid scourers and abrasives as they will damage the surface.

Do not use waxes or polishing products as they dull the natural shine.

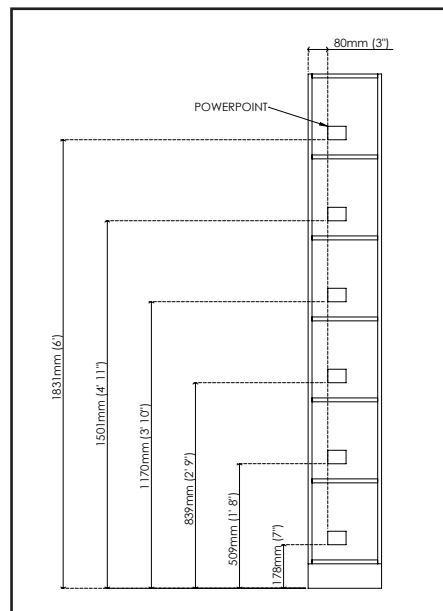


Fig 1 Electrical rough in detail

Five At Heart



Creating
spaces
for however
you Roll...



fiveatheart.com

Australia

(+61) 1300 769 332 or au_info@fiveatheart.com

North America

(+1) 888 218 3433 or na_info@fiveatheart.com

Europe

+44 (0)20 3137 1966 or eu_info@fiveatheart.com