

# Pandora.

Locally  
Made



Spec Sheet

Five  
At  
Heart

Official Patent and Design Numbers (either pending or granted)  
Australian patent no. 2016101426

# Deceivingly simple – this one's got all the bells and whistles.



**Five  
At  
Heart**

# Pandora.



Pandora

Five At Heart

## Material

Laminated MDF door (AUS: E0 MR)  
(with extensive colour range)

White particle board carcass (AUS: E1 MR)

Moisture resistant base with black finish

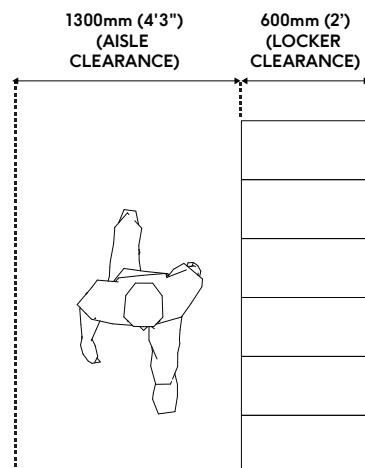
## Specification

(Z) Bulk head or 30 degree slope top  
(Optional)

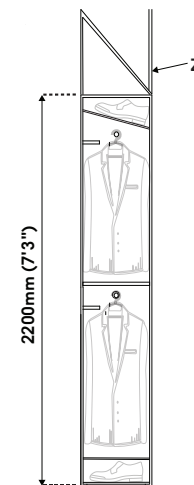
Choice of locking system

Vented doors

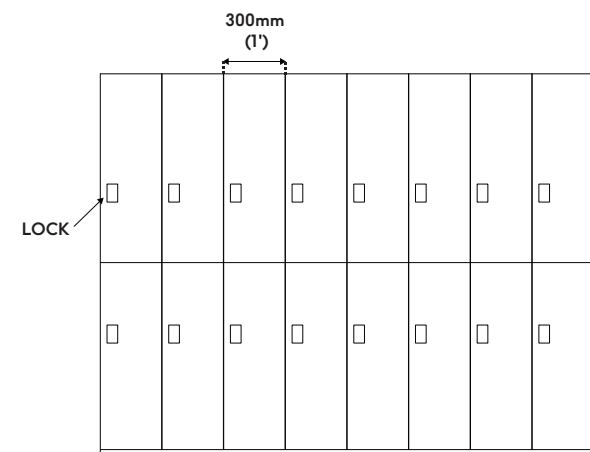
## TOP VIEW

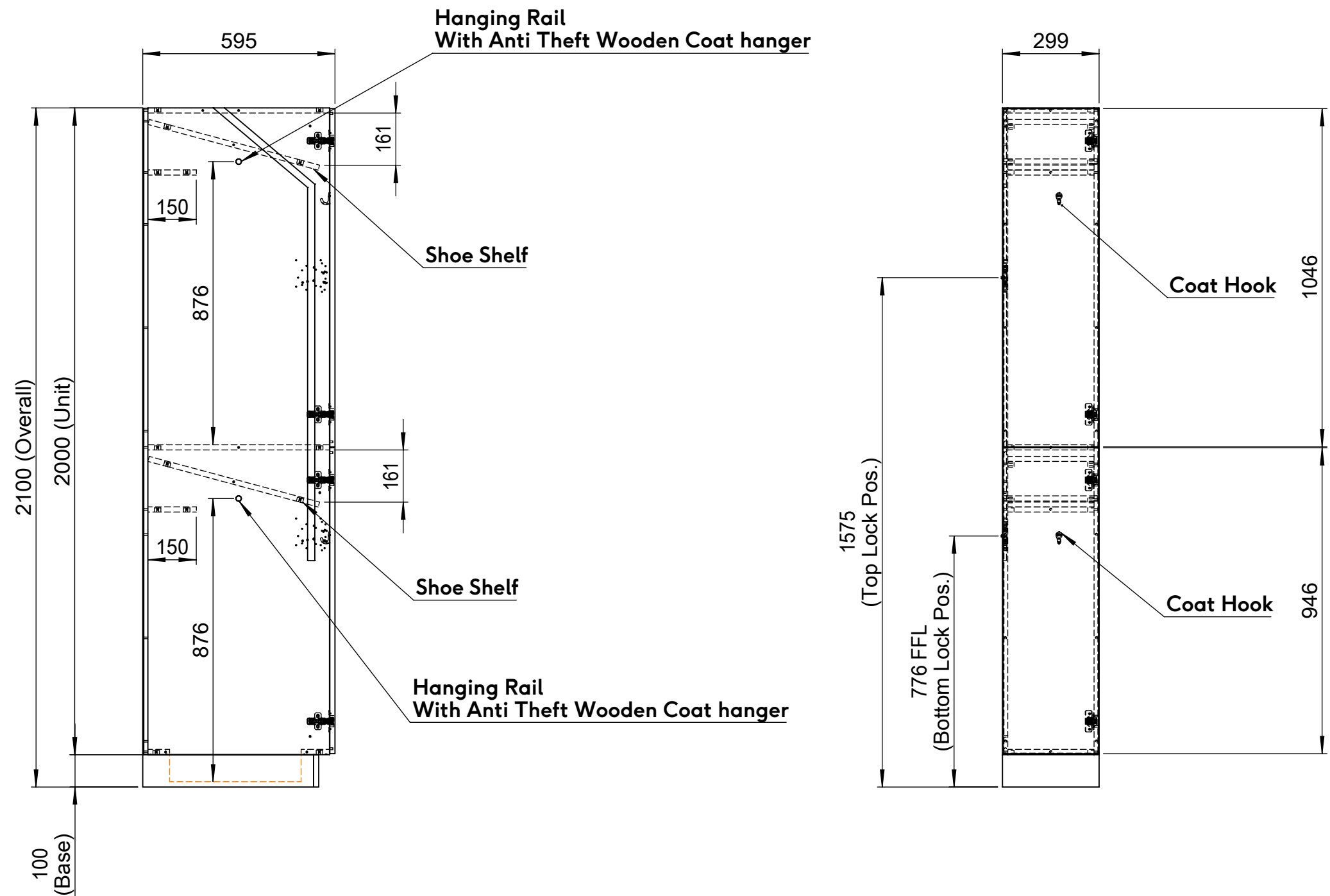


## SIDE VIEW



## FRONT VIEW





# CIRCULAR PRODUCT

CARCASS IS PRE-MADE (NO MODIFICATION)  
PLEASE CONFIRM COLOUR & LOCK

Item	Item Description
Lock	
Door & Panel Colour	
Locker Carcass	16mm White MR Particleboard
Base Front Colour	
Door Edging	1 mm ABS Matching
Carcass Edging	1 mm ABS Black

<div>Five At Heart</div> <div>Pandora</div>		DATE:	REV:	DWN:	CHK:	DESCR:
Project:		SHEET 1 of 1				
P-	-DWG-	REV 1	SCALE: 1:15			



# Pandora Warranty and Technical Data

**Warranty Information**

Five At Heart’s Pandora comes with a standard 7 year warranty, effective from the handover date.

For the warranty period, we warrant that the equipment (and any materials) we supply will comply with the relevant standards at the date of installation.

This warranty is limited and may be excluded in part or in full in light of user damage or failure to install to Five At Heart specification.

We recommend a monthly visual inspection for signs of damage or need for cleaning.

Contact Five At Heart in the event of product damage.

**Disclaimer**

Images may differ from actual product and specifications are subject to change without prior notice.

AUS, UK, CAN: manufactured to metric dimensions.

USA: manufactured to imperial dimensions.

**Installation Requirements**

Lockers/auxiliary units require a minimum of 16mm (5/8”) at the end of each nib wall for filler panels and 50mm (2”) for corner fillers.

**Maintenance Requirements**

If any moving parts appear to be malfunctioning, discontinue use and contact Five At Heart.

**Cleaning**

For general care and maintenance, simply wipe away most spills or marks with a damp cloth, or wipe clean with non abrasive household cleaner.

Do not submerge product at any point.

Avoid scourers and abrasives as they will damage the surface.

Do not use waxes or polishing products as they dull the natural shine.

# Five At Heart



Creating  
spaces  
for however  
you Roll...



[fiveatheart.com](http://fiveatheart.com)

**Australia**

**North America**

**Europe**

(+61) 1300 769 332 or [au\\_info@fiveatheart.com](mailto:au_info@fiveatheart.com)

(+1) 888 218 3433 or [na\\_info@fiveatheart.com](mailto:na_info@fiveatheart.com)

+44 (0)20 3137 1966 or [eu\\_info@fiveatheart.com](mailto:eu_info@fiveatheart.com)